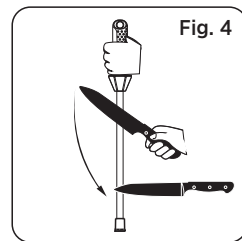
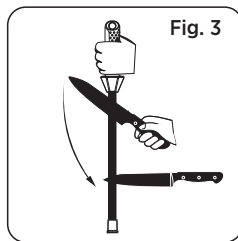
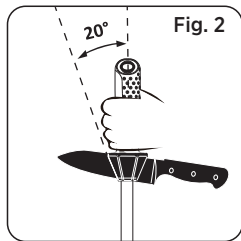
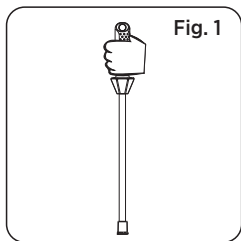


SHARPENING INSTRUCTION

1. Position the sharpening rod vertically point down on a cutting board, table or other suitable surface. (See Fig. 1) Apply sufficient downward pressure on the sharpening rod to avoid slip during the sharpening process.
2. The build-in fixed angle guide contains 6 slope faces all of which are 20 degrees that suitable for most knives. Place the heel of your knife blade against the 20-degree angle guide (See Fig.2). DO NOT place the knife blade against the angle guide if you desire different sharpening angle other than 20 degrees. Adjust angle between the knife blade and sharpening rod as you desire. With consistent downward pressure, push the knife downward along the rod while pulling the knife towards you from heel to tip of the knife blade. (See Fig. 3)
3. Repeat this action on the opposite side of the knife blade. (See Fig. 4)
4. Repeat Step 2 & 3 until knife is sharp. Always take alternating passes with your knife across the sharpening rod applying appropriate pressure.



Note: Always sharpen the full length of the knife blade and give each side of blade the same number of strokes to maintain an even cutting edge. The speed of the process has no impact on the result.

MAINTENANCE: Ceramic material is fantastically wear-resistant but can easily get broken. Don't drop the ceramic rod or hit it against hard surface. To clean the ceramic surface, scrub in warm water using a mild brush and a kitchen cleansing powder.

CAUTION: Recommend to wear anti-cut gloves when sharpening a blade with this product.

WARNINGS: This product is not a toy. Keep out of the reach of children.

- Watch its demo video on YouTube: bit.ly/109RVideo
Or scan QR code

- Each SHARPAL product is warranted to be free from defects in material and workmanship for **3 years** from the date of purchase under normal wear and tear, except for damage caused by misuse or alteration. THIS WARRANTY APPLIES ONLY TO NON-INDUSTRIAL OR NON-COMMERCIAL USE. If you want to make a warranty claim, please contact us through the SHARPAL website or send an email directly to warranty@sharpal.com.

