

User Manual

ROUND ROD TO SHARPEN STRAIGHT EDGE:

1. Hold the blade against the round sharpening rod at the blade manufacturer's suggested angle.
2. Beginning at the heel of the blade and tip of the round sharpening rod, pull the blade down and toward you across one side of the sharpening rod in a slight arc as shown in the Fig. 1. (See Fig. 1 & 2)
3. Repeat this action across the other side of the sharpening rod. (See Fig. 3 & 4)
4. Repeat Step 2 & 3 until knife is sharp. Always take alternating passes with your knife across the sharpener applying appropriate pressure.

Note: Always maintain same angle throughout the steeling stroke and sharpen the full length of the knife blade. Always give each side of blade the same number of strokes to maintain an even cutting edge. The speed of the process has no impact on the result.

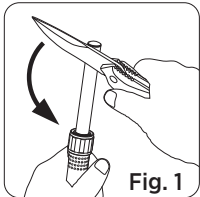


Fig. 1

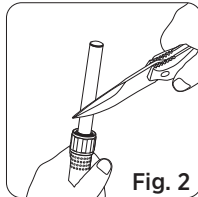


Fig. 2

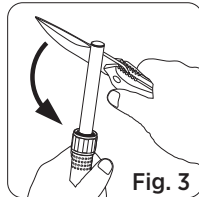


Fig. 3

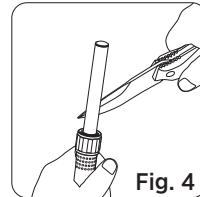


Fig. 4

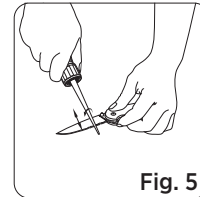


Fig. 5

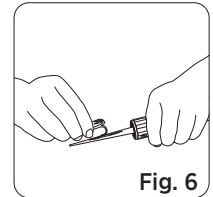


Fig. 6

TAPERED ROD TO SHARPEN SERRATIONS & GUT HOOKS: (See Fig. 5)

1. Hold the tapered rod and knife as shown. Put end of the rod against the cutting edge of the serration or gut hook. Match grind angle.
2. Push the rod through the serration or gut hook while applying moderate pressure and rolling the rod as you push. Repeat until cutting edge is sharp.
3. Repeat Step 1 and 2 for all serrations or entire gut hook. Note: some gut hooks are with double bevel that require sharpening on both sides.

THE GROOVE IN THE TAPERED ROD TO SHARPEN FISHHOOKS: (See Fig. 6)

Insert your fishhook into the groove of tapered diamond rod and slide edge along the groove until sharp.

CAUTION: Sharpening is an inherently dangerous activity. Be alert and never attempt to sharpen if you do not have full command of your mental and physical facilities.

WARNINGS: This product is not a toy. Keep out of the reach of children.

- Watch its demo video on YouTube: bit.ly/178NVideo
Or scan QR code
- SHARPAL products are guaranteed against defects in materials and workmanship for **3 years** from the purchase date. This warranty excludes damage from misuse or alteration, normal wear and tear, and the natural diminishment of consumable items from regular use. Additionally, the warranty is valid only for non-industrial and non-commercial usage. If you want to make a warranty claim, please contact us through SHARPAL website or send an email directly to warranty@sharpal.com.

