

User Manual

How to Change Grit

The double sided diamond coated plate is firmly attached to the octagonal shape handle by magnetic holder. To change grit, carefully insert a finger into the notch (See Fig.1) and lift the plate off the base. Turn the plate over and put it back into place. Align the protruding part (See Fig.2) and recess of the plate.

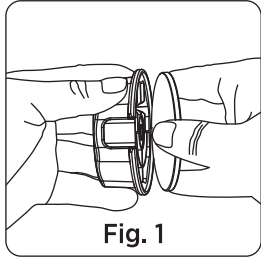


Fig. 1

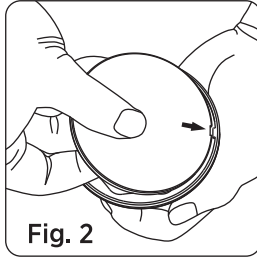


Fig. 2

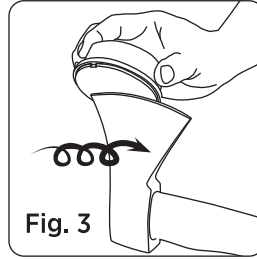


Fig. 3

How to Sharpen Using FACEOFF

1. Firmly grip the tool to be sharpened or fix in vise with the cutting edge pointing out.
2. Select the appropriate diamond side based on the condition of your tools edge.

Extra Coarse 220 grit (60 micron) for a badly worn, nicked or very dull edges

Fine 600 grit (25 micron) for a sharp edge

3. Grasp the octagonal shape handle and move in a circular motion, overlapping the circles as you move along the entire cutting edge to be sharpened. (See Fig.3) It is crucial to maintain a consistent angle in which the sharpener is held against the cutting edge.

4. Turn the tool over and repeat the same sharpening motion on the other side. Alternate both sides until the desired edge has been realized. Sharpen one side only if the tool edge is single-beveled.

5. If you started with Extra Coarse 220 grit (60 micron) side, move to Fine 600 grit (25 micron) side, repeating the sharpening process. If tools to be sharpened merely need a touch-up or dressed edge, use only the fine grit side.

6. Thoroughly clean the diamond surface with water after use, and use a nylon scrub brush to clean the surface after some times using. This will remove metal particles that stick on the diamond surface during the sharpening process. Always keep dry when store the diamond whetstone.

CAUTION: Sharpening is an inherently dangerous activity. Be alert and never attempt to sharpen if you do not have full command of your mental and physical facilities.

WARNINGS: This product is not a toy. Keep out of the reach of children.

- Watch its demo video on YouTube: bit.ly/216NVideo
Or scan QR code

- SHARPAL products are guaranteed against defects in materials and workmanship for **3 years** from the purchase date. This warranty excludes damage from misuse or alteration, normal wear and tear, and the natural diminishment of consumable items from regular use. Additionally, the warranty is valid only for non-industrial and non-commercial usage. If you want to make a warranty claim, please contact us through SHARPAL website or send an email directly to warranty@sharpal.com.

